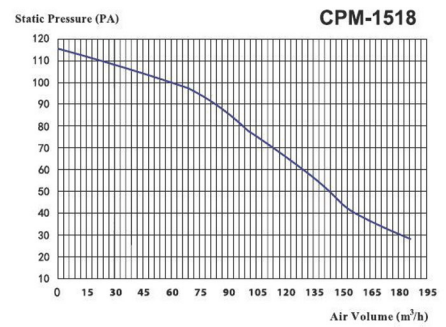
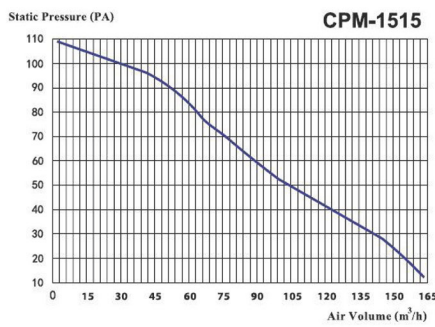
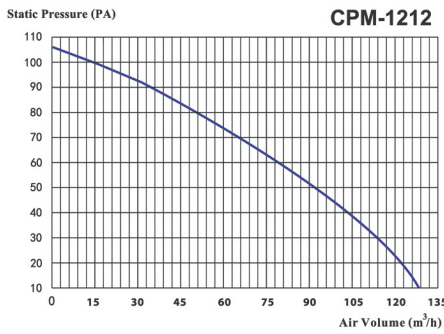


CEILING MOUNT TYPES CPM

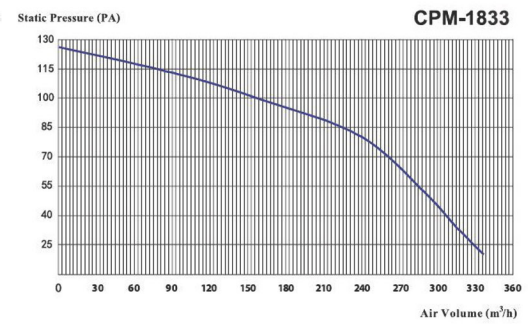
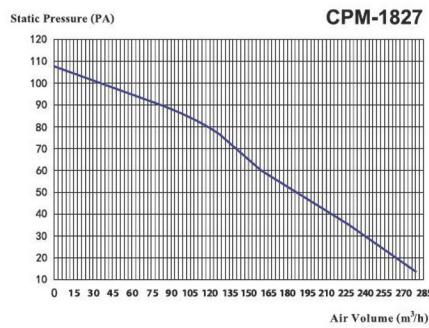
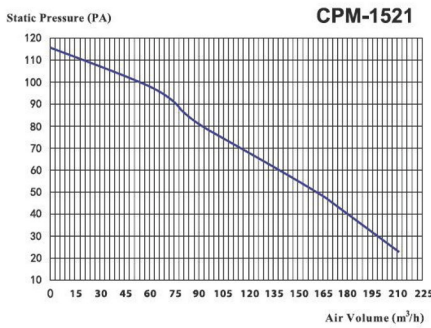


- New design with Super Low noise
- Forward Blade size 120 – 180 mm
- Casing made from steel with anticorrosive color
- Louver made from ABS
- Maintenance free for ball bearing
- External rotor motor IP21, class E.
- Wind shield for anti-back spin of Air flow
- Completed with thermal fuse to cut electric off when motor has High temperature
- Air volume 120-330 m³/h, (70-194 cfm)

PERFORMANCE CURVE



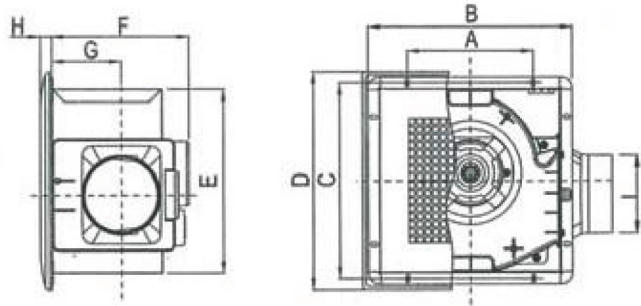
Low-Noise Half Metal Ventilating Fan



CPM



Dimension



Model	Impeller (Ømm)	Voltage (Ph/V/Hz)	Power (watt)	Speed (rpm)	Volume (m ³ /h)	Noise @3m dB(A)	Dimension (mm)									
							A	B	C	D	E	F	G	H	I	Louver size
CPM-1212	120	1/220/50	16	830	120	30	110	234	220	247	205	174	88	13	98	229
CPM-1515	150	1/220/50	16	670	150	31	160	259	245	270	230	174	88	13	98	254
CPM-1518	150	1/220/50	21	770	180	35	160	259	245	270	230	174	88	13	98	254
CPM-1521	150	1/220/50	26	880	210	37	160	259	245	270	230	174	88	13	98	254
CPM-1827	180	1/220/50	27	510	270	33	140	289	275	326	260	234	117	13	148	279
CPM 1833	180	1/220/50	37	610	330	34	140	289	275	326	260	234	117	13	148	279